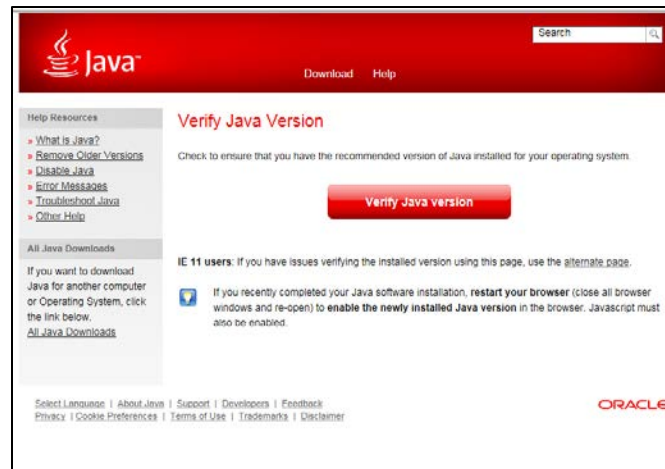
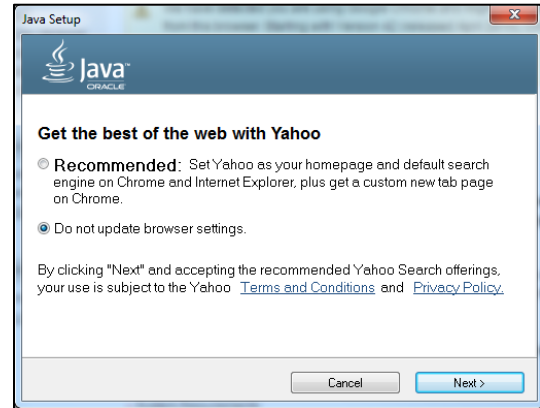


### Installing Java on Windows and Macintosh PCs

#### Windows

To update Java in Windows:

1. Go to <https://java.com>
2. Click on **Free Java Download**. This will install Java for all browsers.
3. Click on **Agree and Start Free Download**.
4. Click on **Run**.
5. Click on **Do not update browser settings**, then click **Next**.
6. Click **Install**. Java will install. When done, click **Close**.
7. A web page will open asking if you would like to verify Java version. Click **Verify Java Version**.



8. Click **Run**.
9. Once Verified, close the browser. Java has been installed.

## Macintosh

To install Java for Macintosh

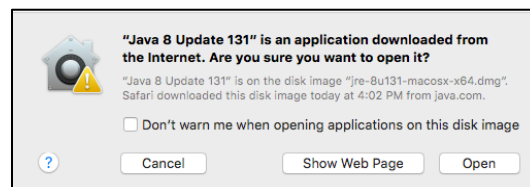
1. Go to <https://java.com>
2. Click on **Agree and Start Free Download.**
3. When Java finishes downloading, click on the download folder and click the downloaded Java file down in your system toolbar area.



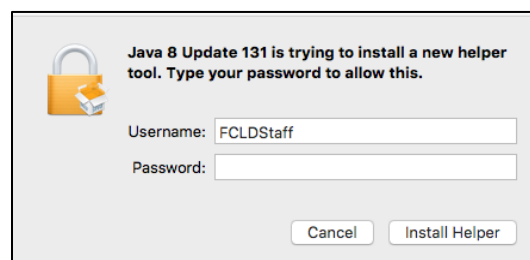
4. Double click on the icon to install Java.



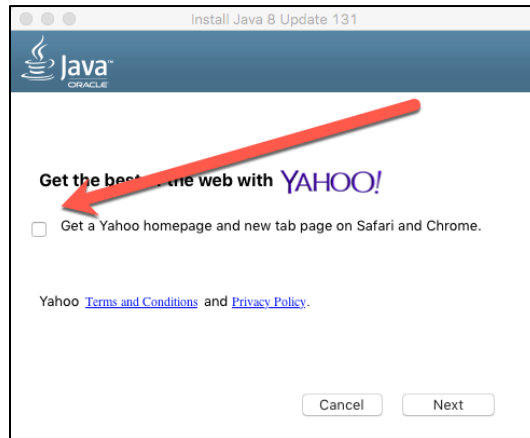
5. Click on **Open.**



6. Put in the password that you use to log into your Mac (not your email password).



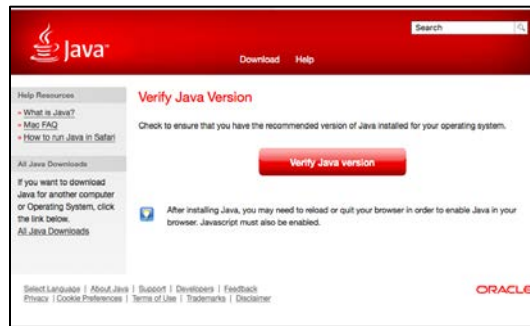
7. Uncheck the Yahoo homepage and click **next**.



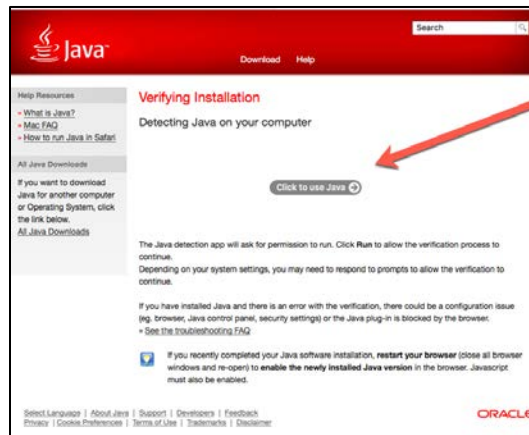
8. Java will install.

9. Click **Close**.

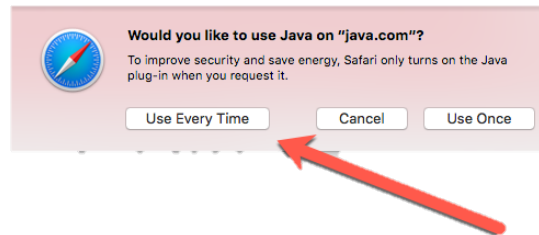
10. Click on **Verify Java Version**.



11. Click **Click to use Java**.



12. Click **Use Every Time**.



13. Click **Run**.

14. Java is installed. You may now close your browser.

---

## ***Technology at the University of Hartford***

---

### **Faculty Center for Learning Development (FCLD)**

FCLD provides consulting and instructional support to faculty and staff who are using technology in teaching and learning. The FCLD Faculty Lab in Mortensen 203a is available for faculty support and use and is equipped with instructional technology-related equipment including: PCs, Macs, scanners, and projectors as well as support staff. Faculty wishing to use the lab may contact FCLD.

**Phone:** (860) 768-4661 **Email:** [fcl@hartford.edu](mailto:fcl@hartford.edu)

**Website:** <http://www.hartford.edu/fcl>

### **Office of Technology Services (OTS) Help Desk**

For general computer and Internet/network support questions (not directly related to the classroom but rather passwords, Internet/email problems, Banner/Self-Service, campus Facebook).

**Phone:** 768-4357 (on campus) or (844) 292-3213 (off campus)

**Email:** [ots@hartford.edu](mailto:ots@hartford.edu) **Website:** <http://hartford.edu/ots>

**Student Blackboard Support:** (860) 515-3742 or <http://www.hartford.edu/studentbbsupport>

### **Media Technology Services (MTS)**

Faculty should contact MTS for assistance scheduling or implementing classroom technology (2-Way interactive video classrooms, Smart Podiums, laptops, etc.), for setting up WebEx accounts, or for scheduling and instruction for a wide variety of media equipment and resources like LCD data projectors, CD/cassette players, TVs and VCRs, digital video, and more.

**Phone:** (860) 768-4643 (Main) or (860) 768-4662 (Tech Line)

**Website:** <http://www.hartford.edu/mts>